LightLab INTERNATIONAL ALLENTOWN LLC

# Summary of Test Results

LightLab International Allentown, LLC report number: LLIA002802-001

Test Subject: TheraLight 360+ Red Light Therapy Bed (Room1)

Test Date: All testing was performed on October 25, 2025

Purpose: Spectral Irradiance measurements were made in locations across the bed surface pointed down in order to calculate average irradiance levels.

Procedure: Spectral Irradiance measurements were acquired at a central location pointed down at the bed surface as a function of time starting from room temperature. Measurements were also made in a grid of measurements at the bed surface level pointed down.

Equipment: Irradiance measurements acquired with LLIA asset #A108-Gigahertz-Optik BTS2048-VL-TEC Spectral Irradiance Meter System. Calibration date: 4/17/2025 (Gigahertz-Optik calibration certificate #2541045).

Environmental Conditions:

Measurements were taken on-site at iCRYO Daniel Island in Charleston, SC. Test subjects were measured in typical operating environmental conditions on available wall electrical power except when noted in the data section of this report.

Prepared For:
Spectra Red Light
4400 Deer Path Rd
Suite 203
Harrisburg, PA 17110, USA

The laboratory has not participated in the selection of samples to be tested. All testing is performed on the understanding that the significance of the report is limited to the extent that the test sample is representative of production units. Prorating the performance of the sample for the use of other component combinations (such as lamp / LED / Ballast / driver), or for use in different environmental conditions than that tested, may produce erroneous results. This report is free of erasures and corrections.

Michael L. Grather

Digitally signed by Michael L. Grather
Date: 2025.10.31 15:49:30 -04'00'

Report Date: 10/31/2025

Summary Report Template V1-1

LightLab INTERNATIONAL ALLENTOWN LLC

# Summary of Test Results

LightLab International Allentown, LLC report number: LLIA002802-001

Stabilization from Power-On. Spectral Irradiance (300nm-1050nm) was measured in a central location at the height of the clear bed surface over a period of 20 minutes.

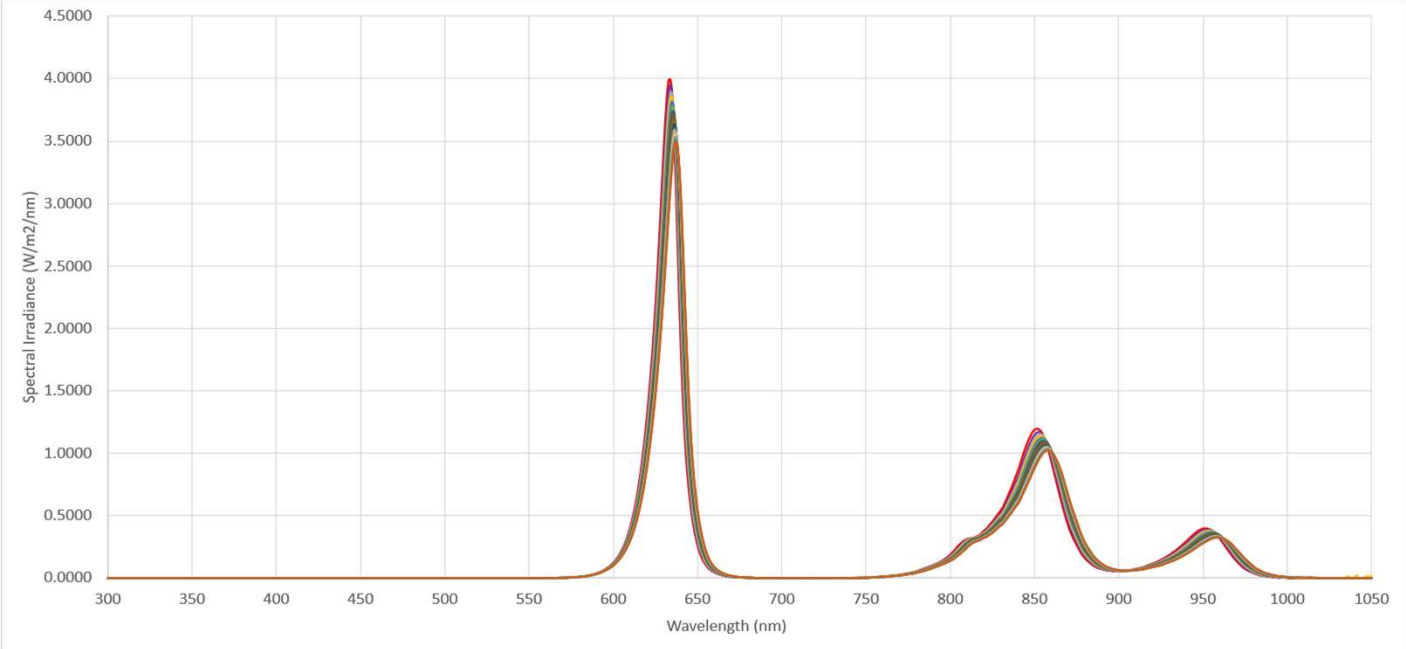


| Time (s) | Irradiance (mW/cm2) | Time (s) | Irradiance (mW/cm2) |
|---|---|---|---|
| 30 | 14.60 | 630 | 13.92 |
| 90 | 14.47 | 690 | 13.88 |
| 150 | 14.42 | 750 | 13.84 |
| 210 | 14.36 | 810 | 13.81 |
| 270 | 14.27 | 870 | 13.77 |
| 330 | 14.21 | 930 | 13.78 |
| 390 | 14.14 | 990 | 13.74 |
| 450 | 14.07 | 1050 | 13.69 |
| 510 | 14.04 | 1110 | 13.69 |
| 570 | 13.95 | 1170 | 13.66 |

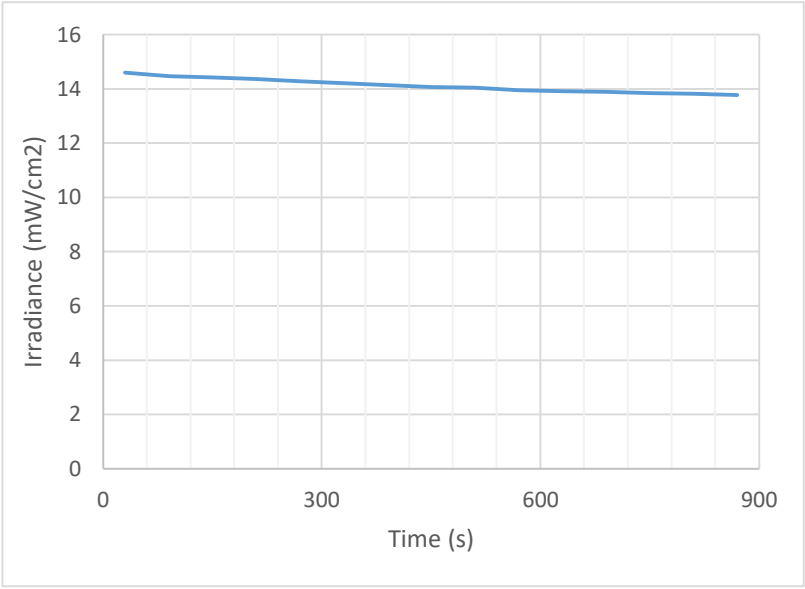

LightLab International Allentown, LLC report number: LLIA002802-001

Spectral Irradiance (300nm-1050nm) was measured in 15 locations pointing down at the height of the clear bed surface to evaluate the irradiance from the bed LEDs on a person laying in the bed.

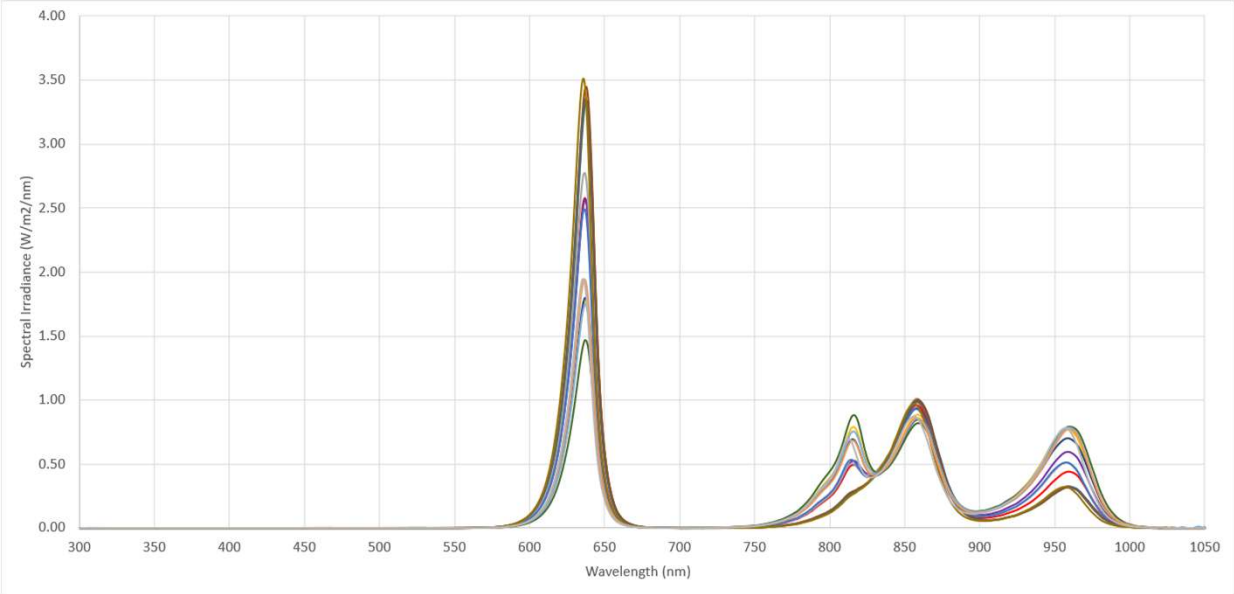


| Irradiance Measurements (300-1050nm) (mW/cm2) | | | | |
|---|---|---|---|---|
| 12.63 | 13.39 | 13.56 | 13.28 | 12.70 |
| 13.20 | 13.42 | 13.61 | 13.20 | 12.97 |
| 12.71 | 13.01 | 13.11 | 13.08 | 12.81 |

Maximum: 13.61 mW/cm2
Minimum: 12.63 mW/cm2
Average: 13.11 mW/cm2

Note: Irradiance values were measured with the lid open, all channels on full, steady state operation (non-pulsed).